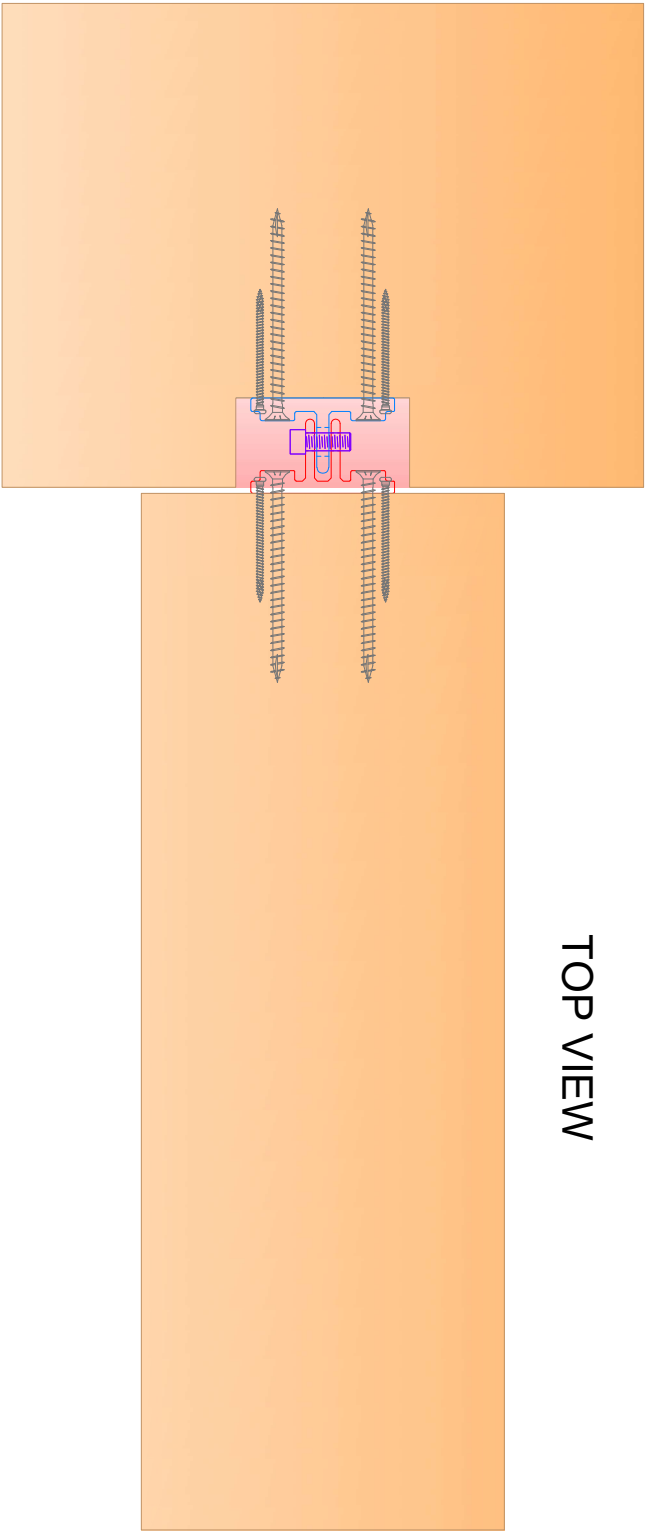


3. HIDDEN CONNECTION ON HEADER | INCLINED VGS SCREWS ON JOIST

3D. HVG HIDDEN CONNECTION ON COLUMN | JVG ON JOIST
TOP DOWN

TOP VIEW

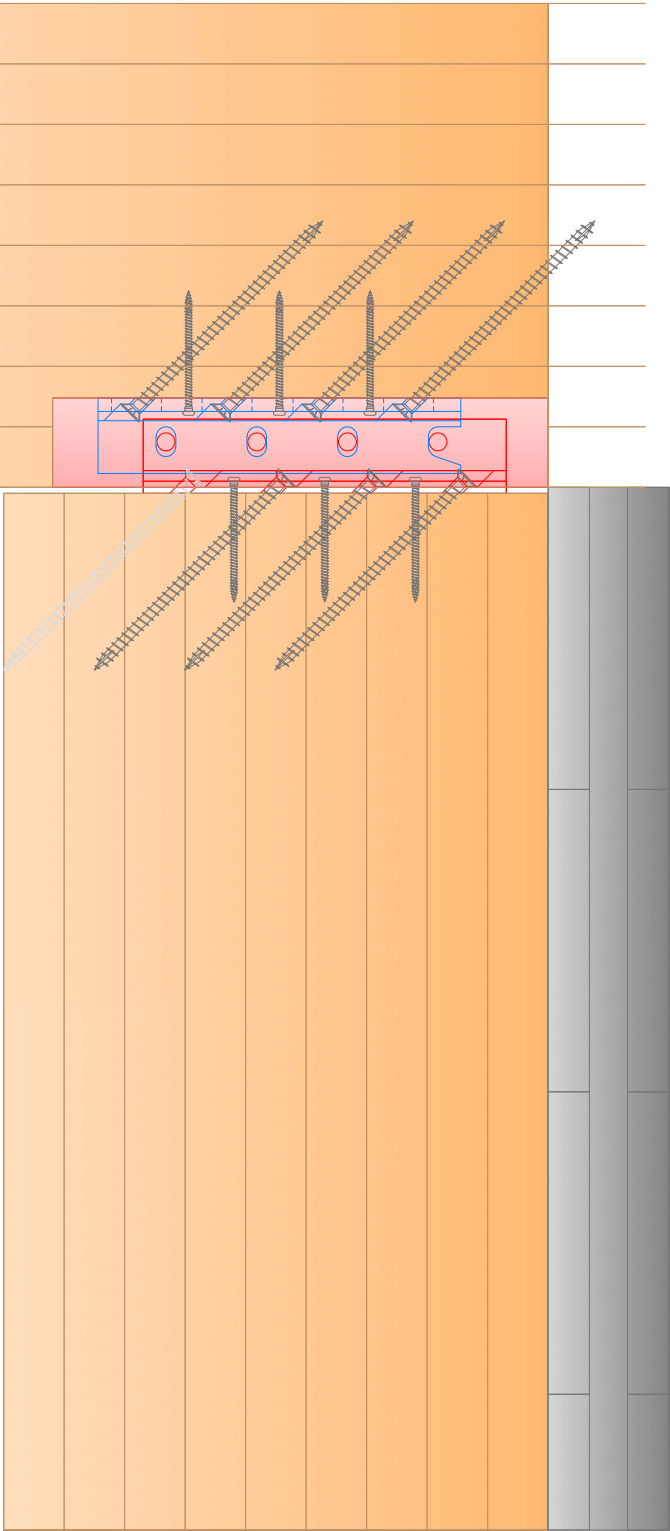



SCREWS (NOT INCLUDED)	
TYPE	CODE
BEAM CONNECTOR - COLUMN	ALUMEGA240HVG
INCLINED SCREWS - HEADER	VGS9x160÷240+JIGVGS9
POSITIONING SCREWS	LBSHEVO 5x80÷120
BEAM CONNECTOR - JOIST	ALUMEGA240JVG
INCLINED SCREWS - JOIST	VGS9x160÷240+JIGVGS9
POSITIONING SCREWS	LBSHEVO 5x80÷120
FASTENING	MEGABOLT

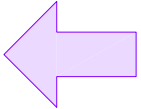
SIDE VIEW



FRONT VIEW



TOP DOWN INSTALLATION



Object:	ALUMEGA				Rev:	01	Date:	22.01.2026	Object:	Technical connection details						
	ALUMEGA240															
					Product code:		Author:		A.G.	Check:	A.D.P.	Approval:	A.D.P.			
					doc. ref. no:		Signature:		Scale:		1: 5		Language:		en	
3D - ALUMEGA240_HVG-JVG																